

# A Guide to Brick Specials

Brick Cutting

Bonding

Refacing


Tinting



# Specialist Brick Services

IG Masonry Support offers professional services in brick cutting, bonding, refacing and tinting.

Part of the Keystone Group we are renowned for delivering a high standard of service to our customers every day. We offer a fast turnaround on all our jobs and pride ourselves on a great quality product offering, innovative solutions and a cost effective approach.





## Brick Cutting & Bonding

We offer a professional brick cutting and bonding service providing an extensive range of standard and non-standard brick specials.

Rigorous quality control measures are employed by our specialist brick cutting team to ensure our cuts are accurate. Our standard and bespoke brick designs are bonded together using a strong professional adhesive resin, made to your exact design and colour requirements.

## Refacing & Tinting

When the face of a brick is cut away during the production of brick specials, refacing is required.

During refacing a durable weatherproof bonding material is smoothed over the cut having previously been mixed with dyes to match the existing brick colour, this is then dusted with a grade of sand specifically selected to match the texture of the original brick.


When required our brick services team are able to pre-tint bricks to create seamless matches between new and existing brickwork. This process is carried out using a specialist dye that penetrates into the brick creating a coating which remains unaffected by any extremes of weather or sunlight. The tinted bricks are able to breathe the same way as the untreated bricks and will therefore weather at the same rate.



# Ordering Brick Specials

## What to consider:

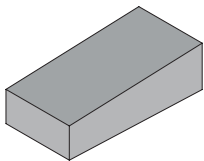
- The number of bricks required to make each brick special.
- Left or right handed requirements, if applicable.
- Finished brick faces – will the brick require refacing.
- Brick colour – will the brick require tinting.



# Contents

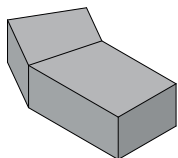
## Section 1

Arch Bricks  
10 - 15



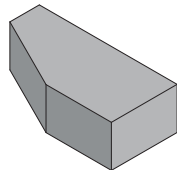
## Section 2

Angle & Cant Bricks  
16 - 21



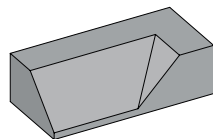
## Section 3

Bonding Bricks  
22 - 31



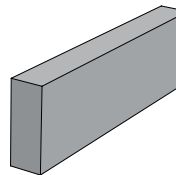
## Section 4

Plinth Bricks  
32 - 47



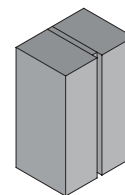
## Section 5

Slip Bricks  
48 - 53



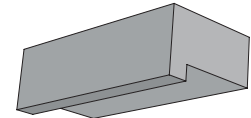
## Section 6

Soldier Bricks  
54 - 59



## Section 7

Shelf Angle Bricks  
60 - 73



(All dimensions are in mm,  
drawings are not to scale  
and all sizes are nominal).

# 1

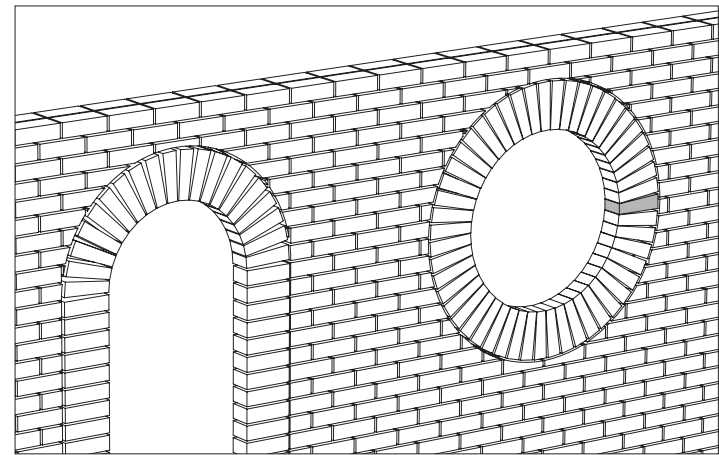

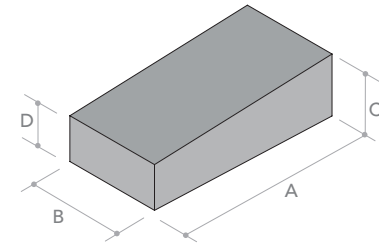
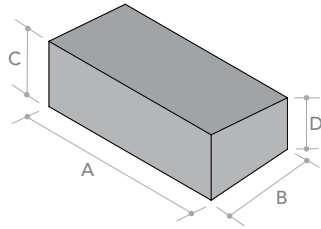
## Arch Bricks

These are used to provide both practical and aesthetic features in construction projects. Features include semi-circular, bullseye, segmental and decorative arch units. The classic arch sets illustrated here are a small selection of what we can provide. We can also manufacture bespoke arches to meet the specific requirements of your projects.





# 1 Arch Bricks



## Arch Bricks

AR.1 Tapered Header

Type No.	A	B	C	D	Ideal Span Dimensions	No. of whole bricks (span)	No. of bricks in semi-circle
AR.1.1	215	102.5	60.4	48.4	910	4	25
AR.1.2	215	102.5	60.5	51.9	1360	6	35
AR.1.3	215	102.5	60.5	53.9	1810	8	45
AR.1.4	215	102.5	60.6	56.0	2710	12	65

Sample Order No. AR.1.1

(Other arch shapes available on request).

## Arch Bricks

AR.2 Tapered Stretcher

Type No.	A	B	C	D	Ideal Span Dimensions	No. of whole bricks (span)	No. of bricks in semi-circle
AR.2.1	215	102.5	62.9	41.1	910	4	29
AR.2.2	215	102.5	62.3	46.1	1360	6	39
AR.2.3	215	102.5	62	49.1	1810	8	49
AR.2.4	215	102.5	61.6	52.5	2710	12	69

Sample Order No. AR.2.1

(Other arch shapes available on request).

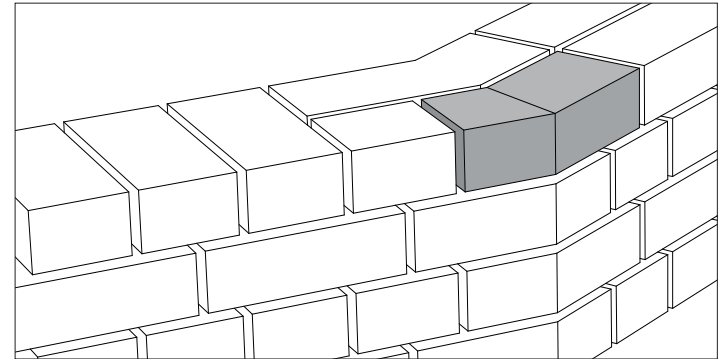
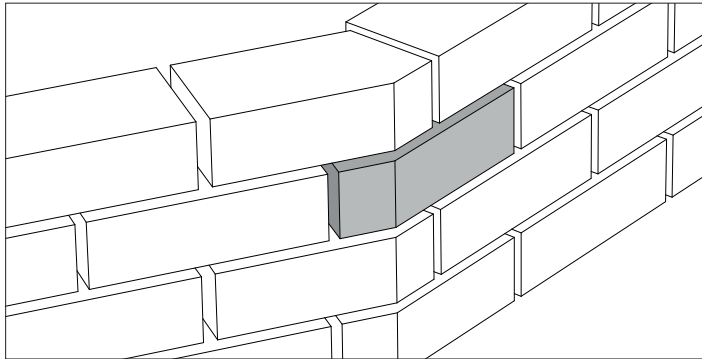
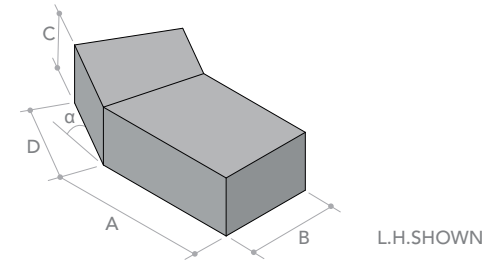
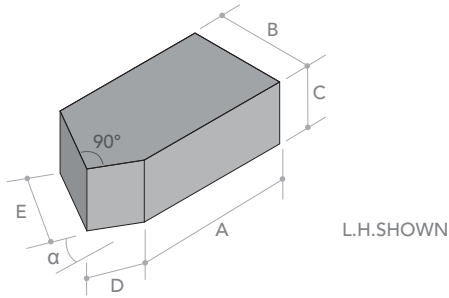


# 2

## Angle & Cant Bricks

Angle bricks are used to turn brickwork through an angle other than 90°. Cant bricks allow chamfered vertical and horizontal detailing to be achieved.

## 2 Angle & Cant Bricks



### Angle & Cant Bricks

AN.1 Squint Brick (Left & Right Hand)

Type No.	A	B	C	D	E	$\alpha$
AN.1.1 *	164	102	65	51	89	30°
AN.1.2 *	164	102	65	51	94	45°
AN.1.3 *	164	102	65	51	117	60°

Sample Order No. AN.1.1RH

### Angle & Cant Bricks

AN.2 External Angle (Left & Right Hand)

Type No.	A	B	C	D	$\alpha$
AN.2.1 *	159	102	65	102	30°
AN.2.2 *	159	102	65	102	45°
AN.2.3 *	159	102	65	102	60°
AN.2.4 *	215	102	65	102	30°
AN.2.5 *	215	102	65	102	45°
AN.2.6 *	215	102	65	102	60°

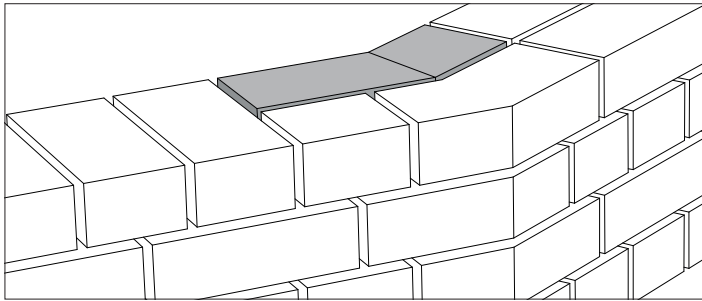
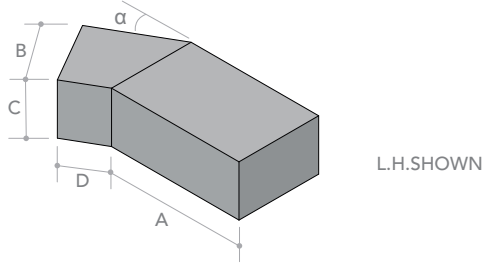
Sample Order No. AN.2.1LH

\* Requires mitring or refacing

\* Requires mitring or refacing



## 2 Angle & Cant Bricks

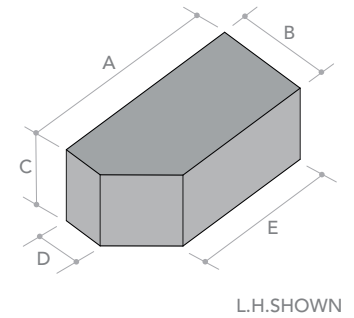
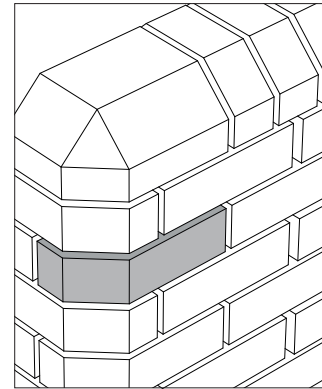


### Angle & Cant Bricks

AN.5 Single Cant (Left & Right Hand)

Type No.	A	B	C	D	E
AN.5.1 *	215	102	65	46	159
AN.5.2 *	215	102	65	60	173

Sample Order No. AN.5.1LH



### Angle & Cant Bricks

AN.3 Internal Angle (Dog Leg) (Left & Right Hand)

Type No.	A	B	C	D	$\alpha$
AN.3.1 *	164	102	65	51	30°
AN.3.2 *	164	102	65	51	45°
AN.3.3 *	164	102	65	51	60°
AN.3.4 *	159	102	65	102	30°
AN.3.5 *	159	102	65	102	45°
AN.3.6 *	159	102	65	102	60°
AN.3.7 *	215	102	65	102	30°
AN.3.8 *	215	102	65	102	45°
AN.3.9 *	215	102	65	102	60°

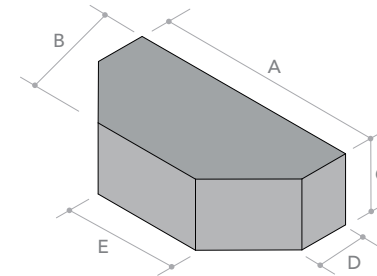
Sample Order No. AN.3.1RH

### Angle & Cant Bricks

AN.6 Double Cant

Type No.	A	B	C	D	E
AN.6.1 *	215	102	65	46	103
AN.6.2 *	215	102	65	60	131

Sample Order No. AN.6.1



\* Requires mitring or refacing

\* Requires mitring or refacing

# 3

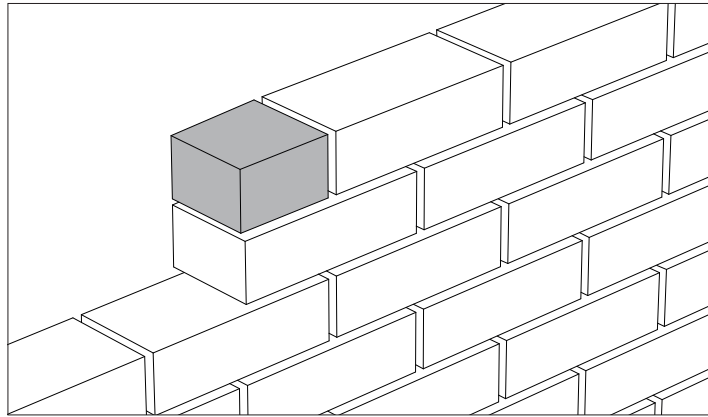
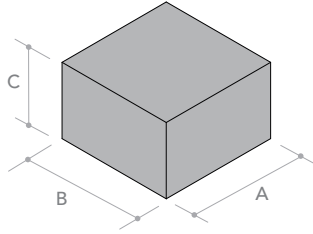
## Bonding Bricks

These special shaped bricks are typically used to create brick bond patterns in a solid wall when there is a requirement for non full-size pieces of brick.





# 3 Bonding Bricks



## Bonding Bricks

BD.1.1 Half Bat (Snap Header)

Type No.	A	B	C
BD.1.1	102	102	65

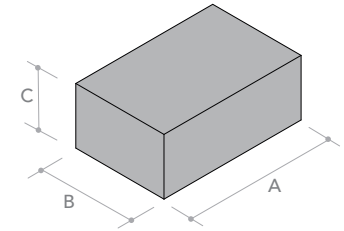
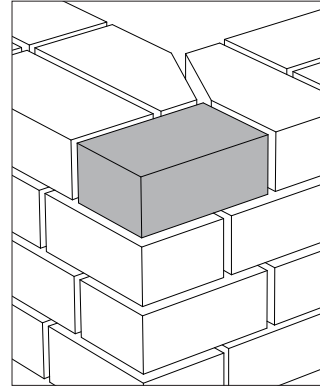
Sample Order No. BD.1.1

## Bonding Bricks

BD.1.2 Three-quarter Bat

Type No.	A	B	C
BD.1.2	159	102	65

Sample Order No. BD.1.2

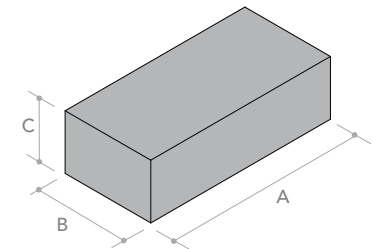
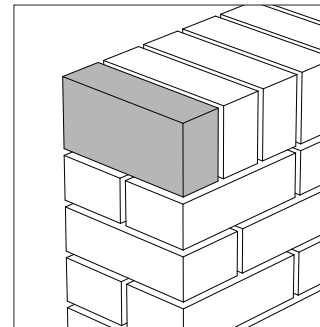


## Bonding Bricks

BD.1.3 Standard Brick fair-faced On Bed Surface

Type No.	A	B	C
BD.1.3 *	215	102	65

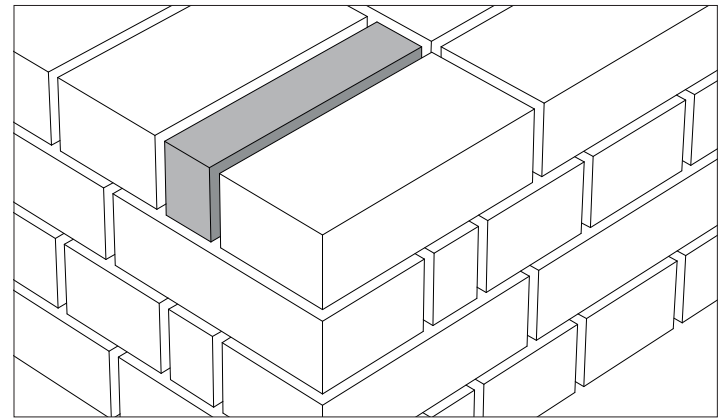
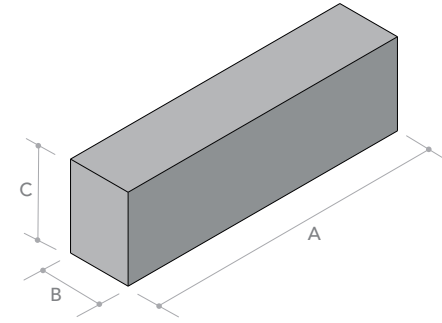
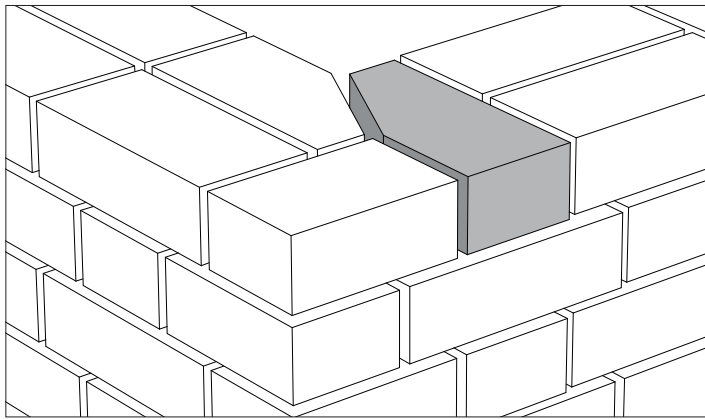
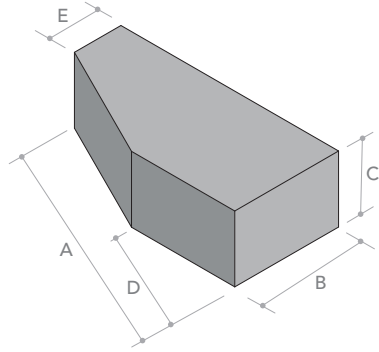
Sample Order No. BD.1.3



\* Requires mitring or refacing



### 3 Bonding Bricks



#### Bonding Bricks

BD.2 King Closure

Type No.	A	B	C	D	E
BD.2	215	102	65	102	46

Sample Order No. BD.2

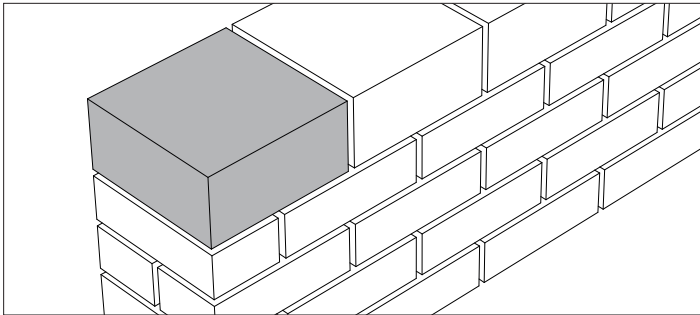
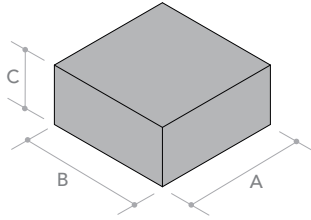
#### Bonding Bricks

BD.3 Queen Closure

Type No.	A	B	C
BD.3	215	46	65

Sample Order No. BD.3

### 3 Bonding Bricks



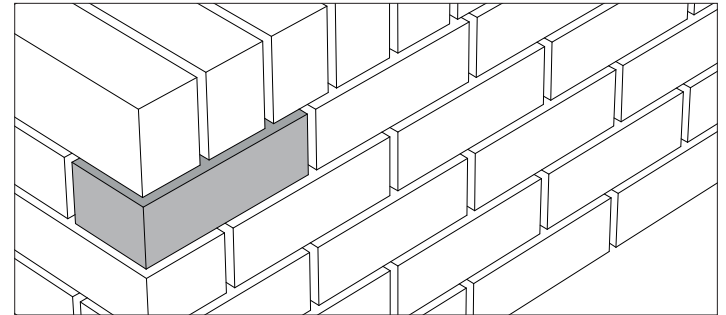
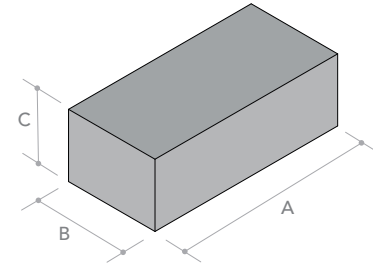
#### Bonding Bricks

BD.4 215mm Square Stop End

Type No.	A	B	C
BD.4.1 *	215	159	102
BD.4.2 *	215	159	65
BD.4.1 *	215	215	102
BD.4.2 *	215	215	65

Sample Order No. BD.4.1

\* Requires mitring or refacing



#### Bonding Bricks

CB.1 Cuboid Bricks

Type No.	A	B	C
CB.1.1	190	90	65
CB.1.2 *	190	90	90
CB.1.3	215	102	50
CB.1.4	215	102	53
CB.1.5	215	102	65
CB.1.6 *	215	102	73
CB.1.7 *	215	102	80
CB.1.8 *	233	112	73
CB.1.9 *	233	112	80
CB.1.10 *	290	90	65
CB.1.11 *	290	90	90

Sample Order No. CB.1.1

\* Requires mitring or refacing

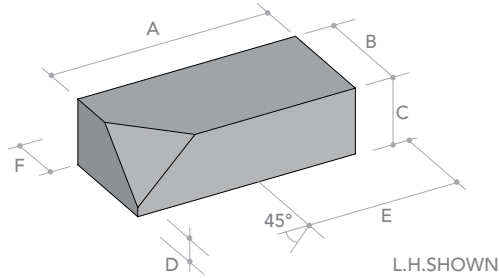
# 4

## Plinth Bricks

These special shaped bricks are used for aesthetic detail, allowing change in depth to brickwork normally at the base of buildings. They are typically used for window cills, corbelling details, capping and kerbs.



# 4 Plinth Bricks

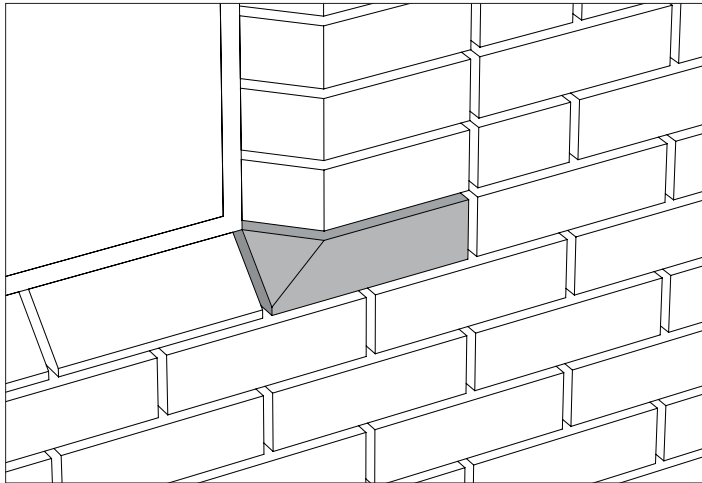


## Plinth Bricks

PL.1 Plinth Stop Or Cant Stop (Left & Right Hand)

Type No.	A	B	C	D	E	F
PL.1.1 *	215	102	65	9	159	46
PL.1.2 *	215	102	65	23	173	60

Sample Order No. PL.1.1RH

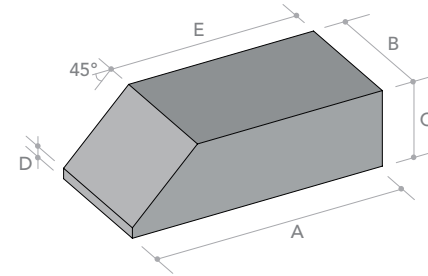


## Plinth Bricks

PL.2 Plinth Header

Type No.	A	B	C	D	E
PL.2.1 *	215	102	65	9	159
PL.2.2 *	215	102	65	23	173

Sample Order No. PL.2.1

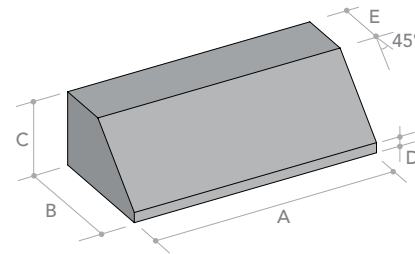


## Plinth Bricks

PL.3 Plinth Stretcher

Type No.	A	B	C	D	E
PL.3.1 *	215	102	65	9	46
PL.3.2 *	215	102	65	23	60

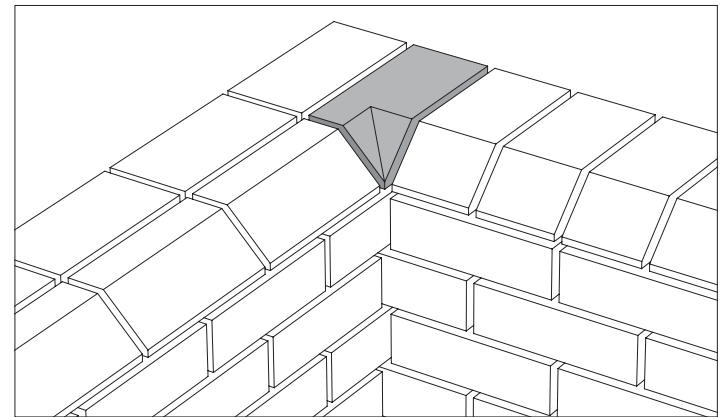
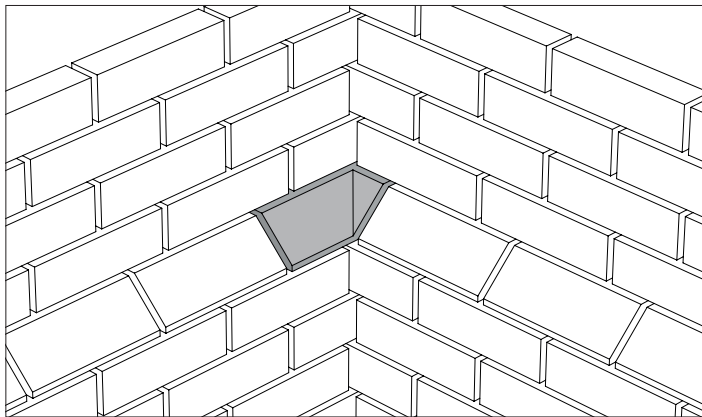
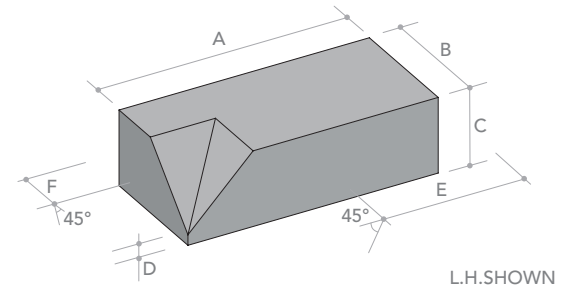
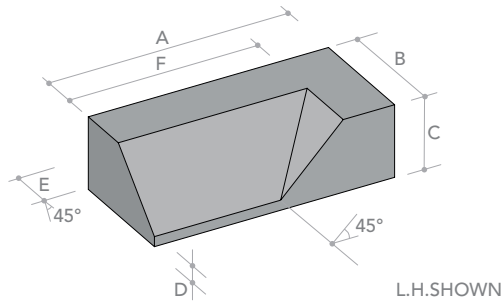
Sample Order No. PL.3.1



\* Requires mitring or refacing

\* Requires mitring or refacing

# 4 Plinth Bricks



### Plinth Bricks

PL.4 Plinth Internal Return - long (Left & Right Hand)

Type No.	A	B	C	D	E	F
PL.4.1 *	215	102	65	9	46	169
PL.4.2 *	215	102	65	23	60	155

Sample Order No. PL.4.1LH

### Plinth Bricks

PL.5 Plinth Internal Return - short (Left & Right Hand)\*

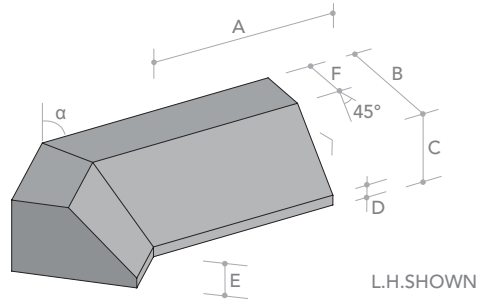
Type No.	A	B	C	D	E	F
PL.5.1 *	215	102	65	9	159	46
PL.5.2 *	215	102	65	23	173	60

Sample Order No. PL.5.1RH

\* Requires mitring or refacing

\* Requires mitring or refacing

# 4 Plinth Bricks

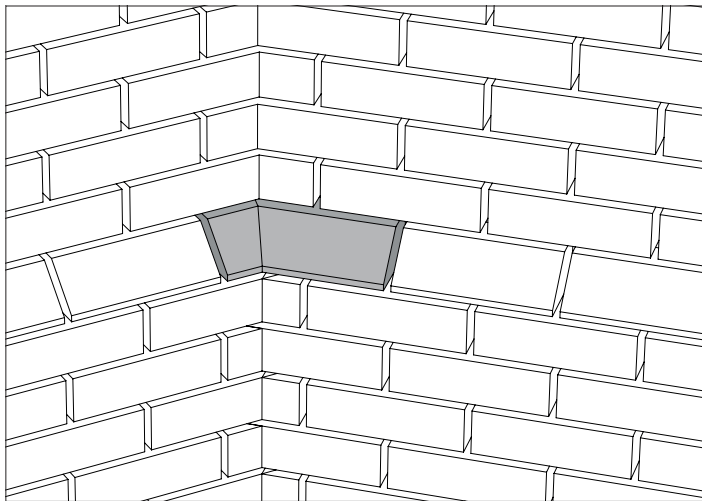


## Plinth Bricks

PL.6 Plinth Internal Angle (Left & Right Hand)

Type No.	A	B	C	D	E	F	$\alpha$
PL.6.1 *	164	102	65	9	51	46	30°
PL.6.2 *	164	102	65	23	51	60	30°
PL.6.3 *	164	102	65	9	51	46	45°
PL.6.4 *	164	102	65	23	51	60	45°
PL.6.5 *	164	102	65	9	51	46	60°
PL.6.6 *	164	102	65	23	51	60	60°
PL.6.7 *	159	102	65	9	102	46	30°
PL.6.8 *	159	102	65	23	102	60	30°
PL.6.9 *	159	102	65	9	102	46	45°
PL.6.10 *	159	102	65	23	102	60	45°
PL.6.11 *	159	102	65	9	102	46	60°
PL.6.12 *	159	102	65	23	102	60	60°
PL.6.13 *	215	102	65	9	102	46	30°
PL.6.14 *	215	102	65	23	102	60	30°
PL.6.15 *	215	102	65	9	102	46	45°
PL.6.16 *	215	102	65	23	102	60	45°
PL.6.17 *	215	102	65	9	102	46	60°
PL.6.18 *	215	102	65	23	102	60	60°

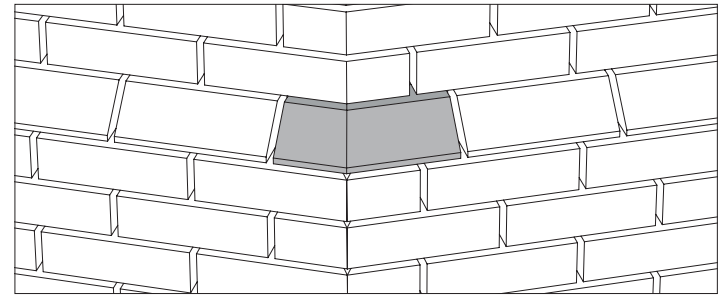
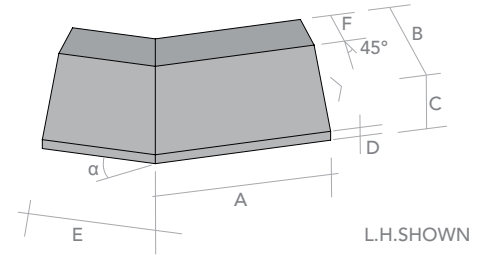
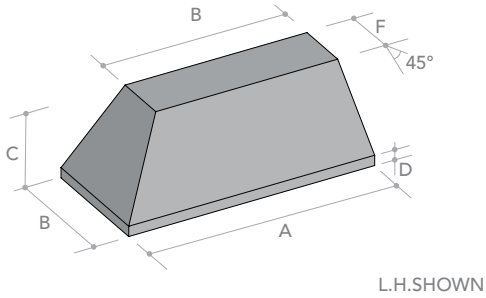
Sample Order No. PL.6.1LH



\* Requires mitring or refacing



# 4 Plinth Bricks



## Plinth Bricks

PL.7 Plinth External Return (Left & Right Hand)

Type No.	A	B	C	D	E	F
PL.7.1 *	215	102	65	9	159	46
PL.7.2 *	215	102	65	23	173	60

Sample Order No. PL.7.1RH

## Plinth Bricks

PL.8 Plinth External Angle (Left & Right Hand)\*

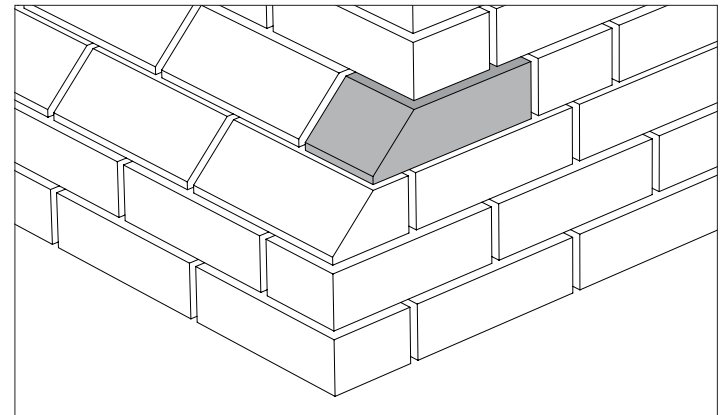
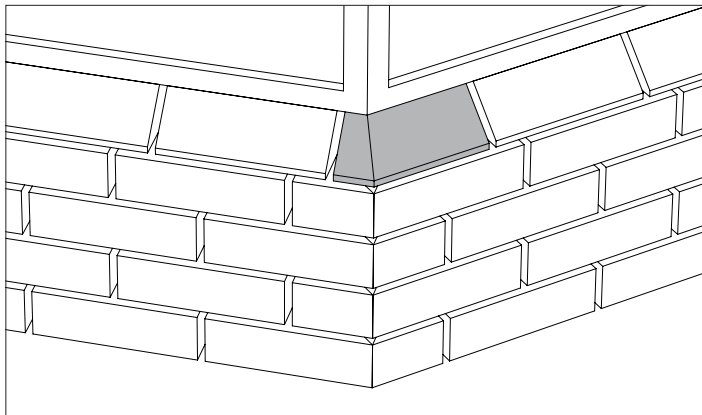
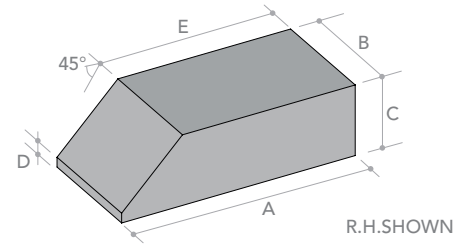
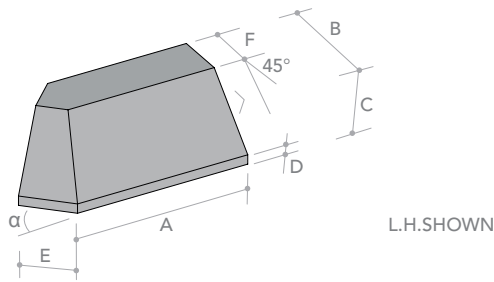
Type No.	A	B	C	D	E	F	$\alpha$
PL.8.1 *	159	102	65	9	102	46	30°
PL.8.2 *	159	102	65	23	102	60	30°
PL.8.3 *	159	102	65	9	102	46	45°
PL.8.4 *	159	102	65	23	102	60	45°
PL.8.5 *	159	102	65	9	102	46	60°
PL.8.6 *	159	102	65	23	102	60	60°
PL.8.7 *	215	102	65	9	102	46	30°
PL.8.8 *	215	102	65	23	102	60	30°
PL.8.9 *	215	102	65	9	102	46	45°
PL.8.10 *	215	102	65	23	102	60	45°
PL.8.11 *	215	102	65	9	102	46	60°
PL.8.12 *	215	102	65	23	102	60	60°

Sample Order No. PL.8.1LH

\* Requires mitring or refacing

\* Requires mitring or refacing

# 4 Plinth Bricks



## Plinth Bricks

PL.9 Plinth Squint (Left & Right Hand)

Type No.	A	B	C	D	E	F	$\alpha$
PL.9.1 *	164	102	65	9	51	46	30°
PL.9.2 *	164	102	65	23	51	60	30°
PL.9.3 *	164	102	65	9	51	46	45°
PL.9.4 *	164	102	65	23	51	60	45°
PL.9.5 *	164	102	65	9	51	46	60°
PL.9.6 *	164	102	65	23	51	60	60°

Sample Order No. PL.9.1RH

\* Requires mitring or refacing

## Plinth Bricks

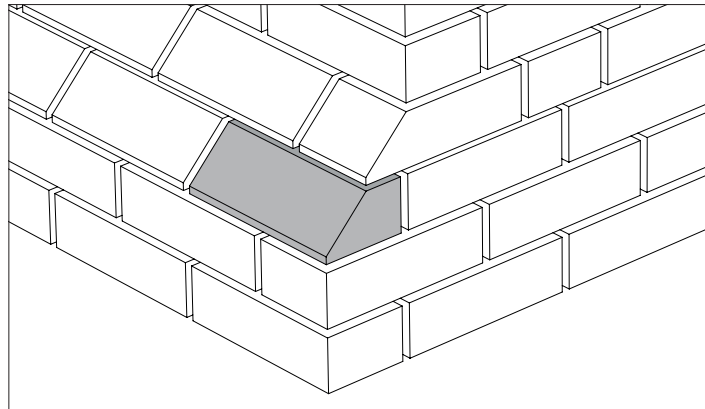
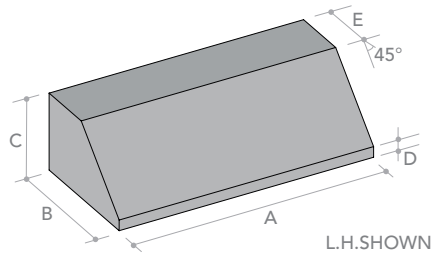
IG.PL.9 Plinth Header Faced On End (Left & Right Hand)

Type No.	A	B	C	D	E
IG.PL.9.1 *	215	102	65	9	159
IG.PL.9.2 *	215	102	65	23	173

Sample Order No. IG.PL.9.1LH

\* Requires mitring or refacing

# 4 Plinth Bricks

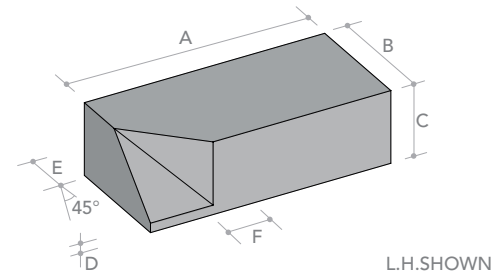


## Plinth Bricks

IG.PL.11 Plinth / Cant Mitre Stretcher (Left & Right Hand)

Type No.	A	B	C	D	E	F
IG.PL.11.1 *	215	102	65	9	46	56
IG.PL.11.2 *	215	102	65	23	60	42

Sample Order No. IG.PL.11.1LH

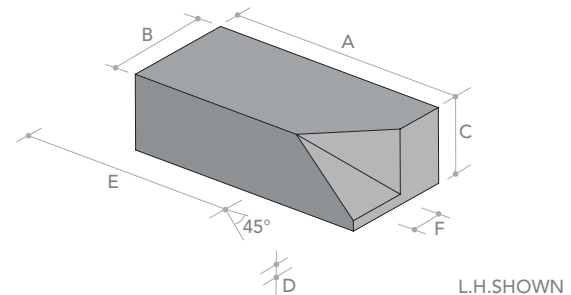


## Plinth Bricks

IG.PL.12 Plinth / Cant Mitre Header (Left and Right Hand)

Type No.	A	B	C	D	E	F
IG.PL.12.1 *	215	102	65	9	159	56
IG.PL.12.2 *	215	102	65	23	173	42

Sample Order No. IG.PL.12.1RH



## Plinth Bricks

IG.PL.10 Plinth Stretcher Faced On End (Left & Right Hand)

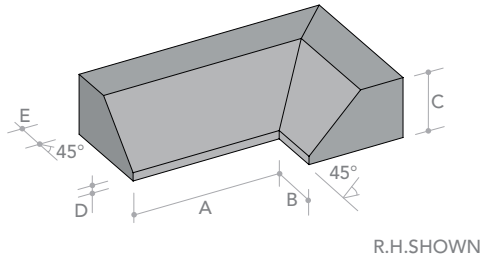
Type No.	A	B	C	D	E
IG.PL.10.1 *	215	102	65	9	46
IG.PL.10.2 *	215	102	65	23	60

Sample Order No. IG.PL.10.1RH

\* Requires mitring or refacing

\* Requires mitring or refacing

# 4 Plinth Bricks

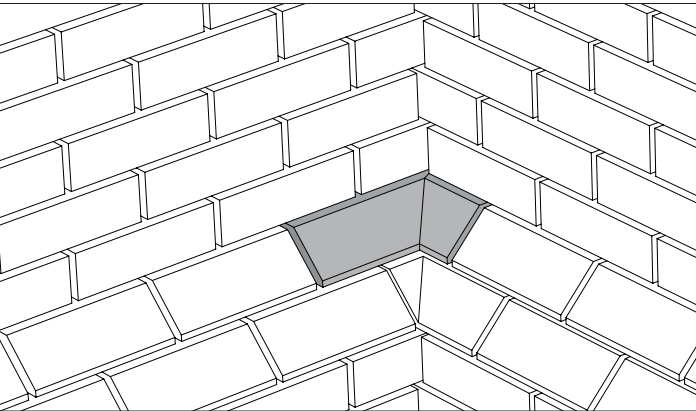


## Plinth Bricks

IG.PL.13 Plinth Internal Return (Left & Right Hand)

Type No.	A	B	C	D	E
IG.PL.13.1 *	169	56	65	9	46

Sample Order No. IG.PL.13LH



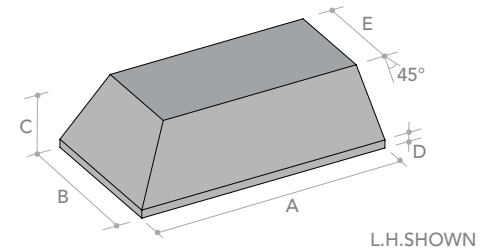
\* Requires mitring or refacing

## Plinth Bricks

IG.PL.14 Wide Bed Plinth External Return (Left & Right Hand)

Type No.	A	B	C	D	E
IG.PL.14.1 *	271	158	65	9	102

Sample Order No. IG.PL.14.1RH

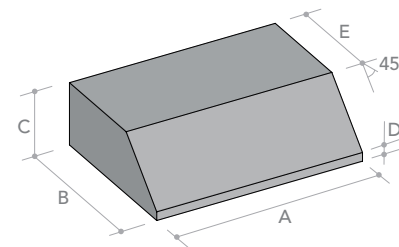


## Plinth Bricks

IG.PL.15 Wide Bed Plinth Stretcher

Type No.	A	B	C	D	E
IG.PL.15.1 *	215	158	65	9	102

Sample Order No. IG.PL.15.1



\* Requires mitring or refacing



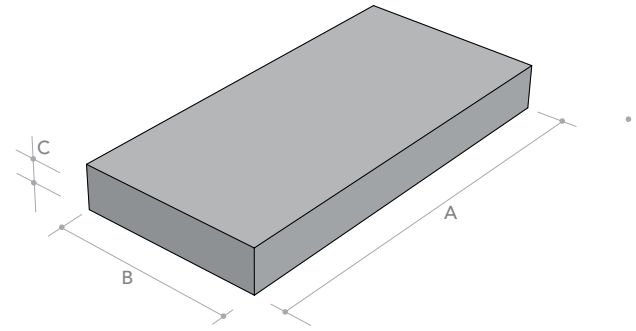
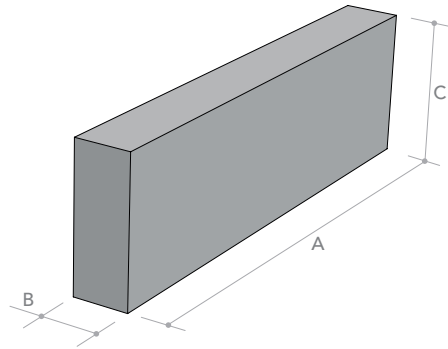
# 5

## Slip Bricks

These bricks are typically used to mask steel or concrete frames. A range of thicknesses can be provided.



# 5 Slip Bricks



## Slip Bricks

SL.1 Brick Faced Brick

Type No.	A	B	C
SL.1.1	215	25	65
SL.1.2	215	30	65
SL.1.3	215	40	65
SL.1.4	215	50	65

Sample Order No. SL.1.1

## Slip Bricks

SL.2 Brick Bed Slip

Type No.	A	B	C
SL.2	215	102	25

Sample Order No. SL.2

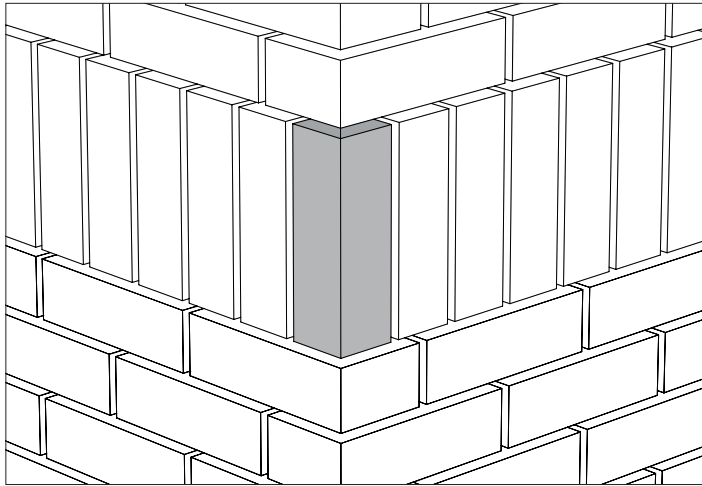
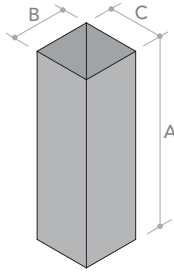
# 6

## Soldier Bricks

Soldier bricks in complementary or contrasting colours and textures can be used to break up mass and add visual interest to a masonry structure.



# 6 Soldier Bricks

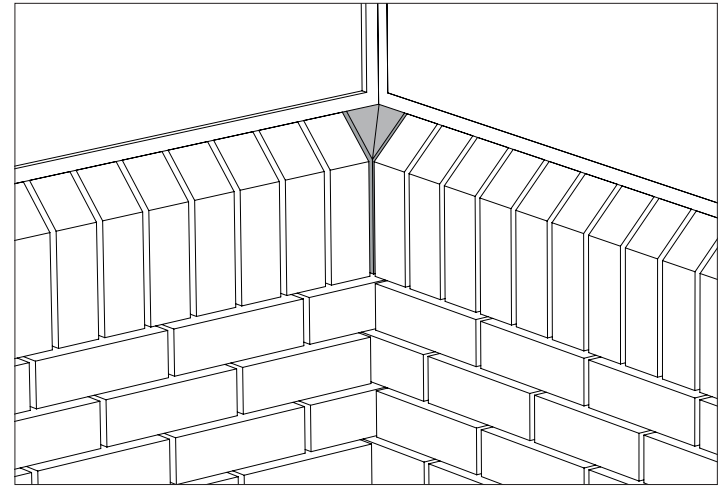
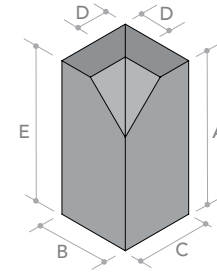


### Soldier Bricks

SD.1 Soldier External Return

Type No.	A	B	C
SD.1.1	215	65	65
SD.1.2	215	102	102

Sample Order No. SD.1.1



### Soldier Bricks

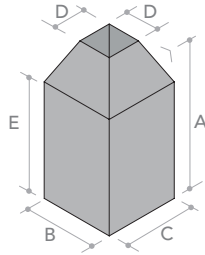
SD.2 Soldier Internal Return To Single Cant On End

Type No.	A	B	C	D	E
SD.2.1 *	215	102	102	46	159
SD.2.2 *	215	102	102	60	173

Sample Order No. SD.2.1

\* Requires mitring or refacing

# 6 Soldier Bricks

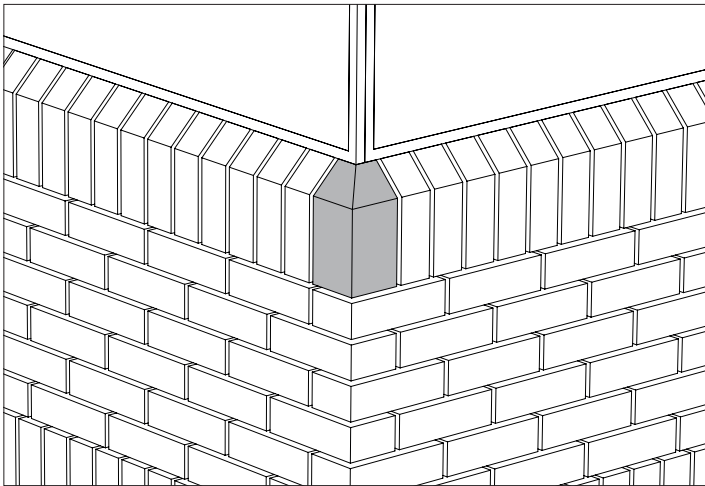


## Soldier Bricks

SD.3 Soldier External Return To Single Cant End

Type No.	A	B	C	D	E
SD.3.1 *	215	102	102	46	159
SD.3.2 *	215	102	102	60	173

Sample Order No. SD.3.1



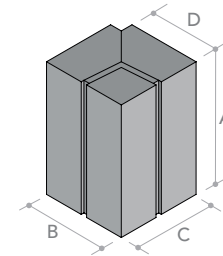
\* Requires mitring or refacing

## Soldier Bricks

IG.SD.4 Soldier External Return

Type No.	A	B	C	D
IG.SD.4 *	215	140	140	102

Sample Order No. IG.SD.4

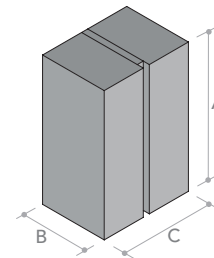


## Soldier Bricks

IG.SD.5 Soldier External Return (Left & Right Hand)

Type No.	A	B	C
IG.SD.5 *	215	102	140

Sample Order No. IG.SD.5LH



\* Requires mitring or refacing

# 7

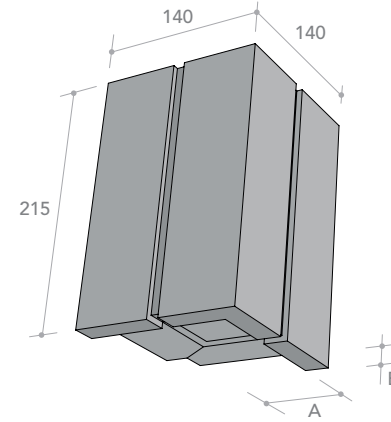
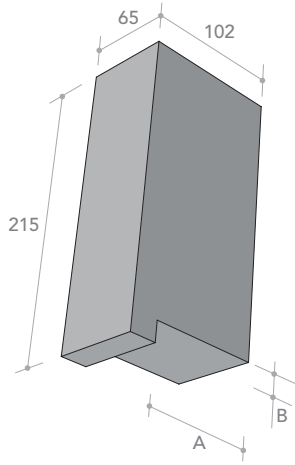
## Shelf Angle Bricks

IG Masonry Support offers a range of rebated shelf angle bricks with a wide choice of internal and external angles and returns.





# 7 Shelf Angle Bricks



## Shelf Angle Bricks

IG.SA.1 Rebated Soldier

Type No.	A	B
IG.SA.1.1	82	15
IG.SA.1.2	82	25
IG.SA.1.3	82	35
IG.SA.1.4	77	15
IG.SA.1.5	77	25
IG.SA.1.6	77	35
IG.SA.1.7	72	15
IG.SA.1.8	72	25
IG.SA.1.9	72	35

Sample Order No. IG.SA.1.1

## Shelf Angle Bricks

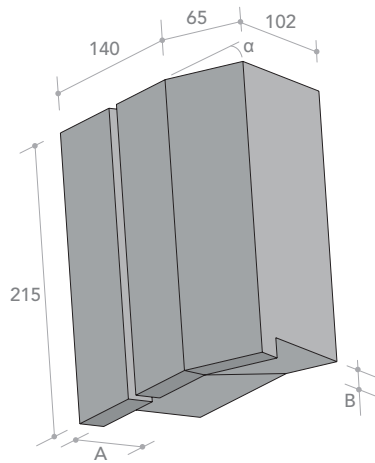
IG.SA.2 Rebated Soldier External Return

Type No.	A	B
IG.SA.2.1 *	82	15
IG.SA.2.2 *	82	25
IG.SA.2.3 *	82	35
IG.SA.2.4 *	77	15
IG.SA.2.5 *	77	25
IG.SA.2.6 *	77	35
IG.SA.2.7 *	72	15
IG.SA.2.8 *	72	25
IG.SA.2.9 *	72	35

Sample Order No. IG.SA.2.1

\* Requires mitring or refacing

# 7 Shelf Angle Bricks



R.H.SHOWN

## Shelf Angle Bricks

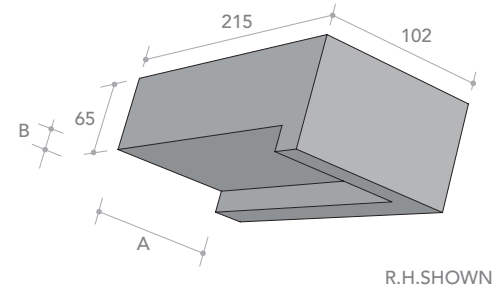
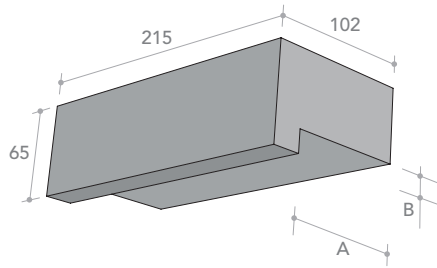
IG.SA.3 Rebated Soldier External Angle (Left & Right Hand)

Type No.	A	B	$\alpha$
IG.SA.3.1*	82	15	30°
IG.SA.3.2*	82	25	30°
IG.SA.3.3*	82	35	30°
IG.SA.3.4*	77	15	30°
IG.SA.3.5*	77	25	30°
IG.SA.3.6*	77	35	30°
IG.SA.3.7*	72	15	30°
IG.SA.3.8*	72	25	30°
IG.SA.3.9*	72	35	30°
IG.SA.3.10*	82	15	45°
IG.SA.3.11*	82	25	45°
IG.SA.3.12*	82	35	45°
IG.SA.3.13*	77	15	45°
IG.SA.3.14*	77	25	45°
IG.SA.3.15*	77	35	45°
IG.SA.3.16*	72	15	45°
IG.SA.3.17*	72	25	45°
IG.SA.3.18*	72	35	45°
IG.SA.3.19*	82	15	60°
IG.SA.3.20*	82	25	60°
IG.SA.3.21*	82	35	60°
IG.SA.3.22*	77	15	60°
IG.SA.3.23*	77	25	60°
IG.SA.3.24*	77	35	60°
IG.SA.3.25*	72	15	60°
IG.SA.3.26*	72	25	60°
IG.SA.3.27*	72	35	60°

Sample Order No. IG.SA.3.1LH

\* Requires mitring or refacing

# 7 Shelf Angle Bricks



## Shelf Angle Bricks

IG.SA.4 Rebated Stretcher

Type No.	A	B
IG.SA.4.1	82	15
IG.SA.4.2	82	25
IG.SA.4.3	82	35
IG.SA.4.4	77	15
IG.SA.4.5	77	25
IG.SA.4.6	77	35
IG.SA.4.7	72	15
IG.SA.4.8	72	25
IG.SA.4.9	72	35

Sample Order No. IG.SA.4.1

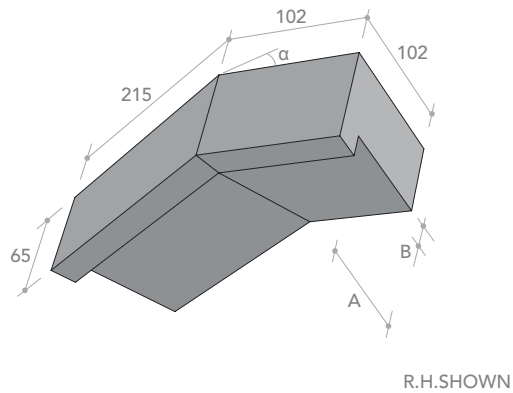
## Shelf Angle Bricks

IG.SA.5 Rebated Stretcher External Return (Left & Right Hand)

Type No.	A	B
IG.SA.5.1	82	15
IG.SA.5.2	82	25
IG.SA.5.3	82	35
IG.SA.5.4	77	15
IG.SA.5.5	77	25
IG.SA.5.6	77	35
IG.SA.5.7	72	15
IG.SA.5.8	72	25
IG.SA.5.9	72	35

Sample Order No. IG.SA.5.1LH

# 7 Shelf Angle Bricks



## Shelf Angle Bricks

IG.SA.6 Rebated Stretcher External Angle (Left & Right Hand)

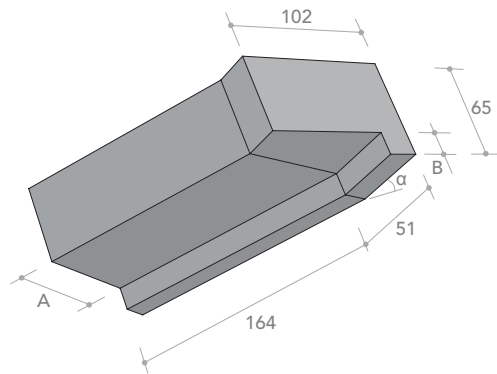
Type No.	A	B	$\alpha$
IG.SA.6.1*	82	15	30°
IG.SA.6.2*	82	25	30°
IG.SA.6.3*	82	35	30°
IG.SA.6.4*	77	15	30°
IG.SA.6.5*	77	25	30°
IG.SA.6.6*	77	35	30°
IG.SA.6.7*	72	15	30°
IG.SA.6.8*	72	25	30°
IG.SA.6.9*	72	35	30°
IG.SA.6.10*	82	15	45°
IG.SA.6.11*	82	25	45°
IG.SA.6.12*	82	35	45°
IG.SA.6.13*	77	15	45°
IG.SA.6.14*	77	25	45°
IG.SA.6.15*	77	35	45°
IG.SA.6.16*	72	15	45°
IG.SA.6.17*	72	25	45°
IG.SA.6.18*	72	35	45°
IG.SA.6.19*	82	15	60°
IG.SA.6.20*	82	25	60°
IG.SA.6.21*	82	35	60°
IG.SA.6.22*	77	15	60°
IG.SA.6.23*	77	25	60°
IG.SA.6.24*	77	35	60°
IG.SA.6.25*	72	15	60°
IG.SA.6.26*	72	25	60°
IG.SA.6.27*	72	35	60°

Sample Order No. IG.SA.6.1RH

\* Requires mitring or refacing



# 7 Shelf Angle Bricks



## Shelf Angle Bricks

IG.SA.7 Rebated Stretcher Squint External Angle (Left & Right Hand)\*

Type No.	A	B	$\alpha$
IG.SA.7.1*	82	15	30°
IG.SA.7.2*	82	25	30°
IG.SA.7.3*	82	35	30°
IG.SA.7.4*	77	15	30°
IG.SA.7.5*	77	25	30°
IG.SA.7.6*	77	35	30°
IG.SA.7.7*	72	15	30°
IG.SA.7.8*	72	25	30°
IG.SA.7.9*	72	35	30°
IG.SA.7.10*	82	15	45°
IG.SA.7.11*	82	25	45°
IG.SA.7.12*	82	35	45°
IG.SA.7.13*	77	15	45°
IG.SA.7.14*	77	25	45°
IG.SA.7.15*	77	35	45°
IG.SA.7.16*	72	15	45°
IG.SA.7.17*	72	25	45°
IG.SA.7.18*	72	35	45°
IG.SA.7.19*	82	15	60°
IG.SA.7.20*	82	25	60°
IG.SA.7.21*	82	35	60°
IG.SA.7.22*	77	15	60°
IG.SA.7.23*	77	25	60°
IG.SA.7.24*	77	35	60°
IG.SA.7.25*	72	15	60°
IG.SA.7.26*	72	25	60°
IG.SA.7.27*	72	35	60°

Sample Order No. IG.SA.7.1LH

\* Requires mitring or refacing

# Talk to our Brick Specialists



Expert advice is available from our team of brick cutting specialists who are on hand to discuss any specific project requirements or technical questions with you.

Masonry Support Helpline

**+44 (0)1283 200 157**

[support@igmss.co.uk](mailto:support@igmss.co.uk)





### IG Swadlincote

Ryder Close  
Cadley Hill Industrial Estate  
Swadlincote  
South Derbyshire  
DE11 9EU

T 01283 200 157

### IG Ireland

KG2  
Ballyreagh Industrial Estate  
Cookstown  
Northern Ireland  
BT80 9DG

T 028 8676 0334

Masonry Support Helpline

**+44 (0)1283 200 157**

[support@igmss.co.uk](mailto:support@igmss.co.uk)